

High Speed Door Albany RR3000 ISO

ASSA ABLOY

ASSA ABLOY Entrance Systems

The global leader in
door opening solutions

Fast Speeds Meet Excellent
Thermal Performance



Thermal Insulation

50mm thick insulated door panel.
Minimal heat loss. No condensation.
Outstanding U-Value.

Clean Design

Side frames and covers feature
clean design.

Fast Speeds

Opening speeds of up to
2.1m/s helps maintain thermal
performance while improving the
flow of traffic.

The Albany RR3000 ISO combines the superior thermal performance of a sectional door with the fast speeds and operational efficiency of a high performance door. This next generation, hybrid solution from ASSA ABLOY Entrance Systems opens and closes with maximum speed and minimum energy loss.



For distributors, logistic centers, public facility warehouses, general manufactures and much more – the Albany RR3000 ISO can be suited for highly specific and complex business requirements. The thick thermal insulated door panel keeps indoor conditions stable and outdoor weather where it belongs. Plus, it's attractive, modern design can enhance a building's facade.

Sustainable Solution for Energy Savings

Large, energy-hungry facilities face difficult environmental challenges. Entrance automation is the first step to controlling excessive energy usage and improving building performance and efficiency. The 50mm thick, thermal insulated door panel on the Albany RR3000 ISO features a thermal break within each door slat, ensuring minimal heat flow from inside to outside. This design guarantees optimal thermal performance, with minimal heat loss and no condensation. Improved sealing around the perimeter of the door limits air leakage and helps support an increased U-Value. The Albany RR3000 ISO can optimize the energy-performance of any building and help you meet your sustainability goals.

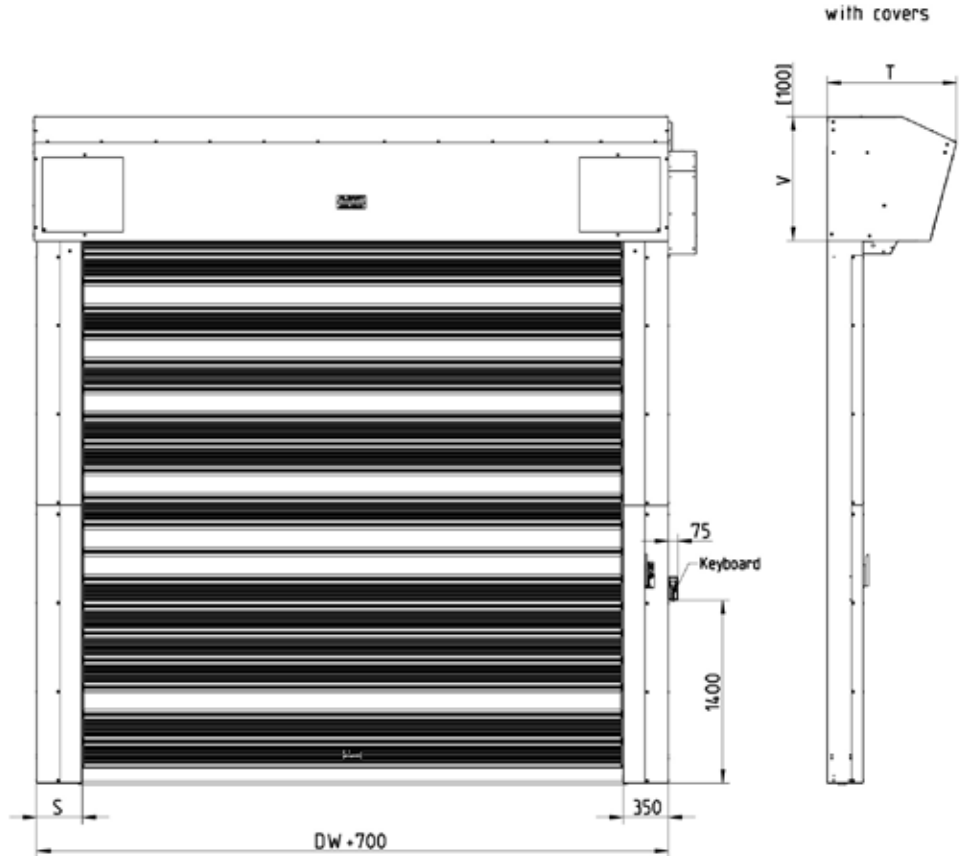
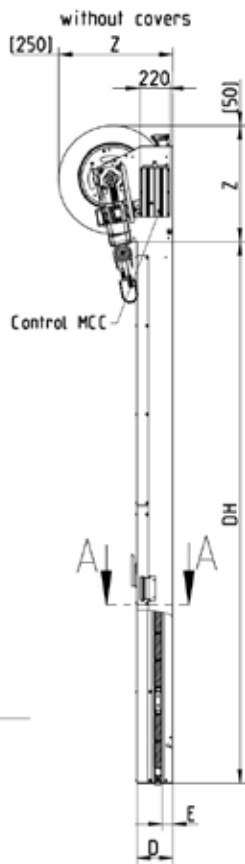


All Weather Design for All Day Operation

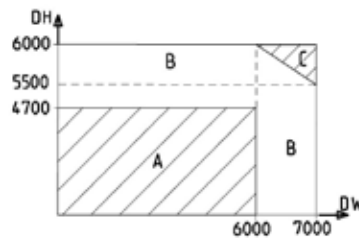
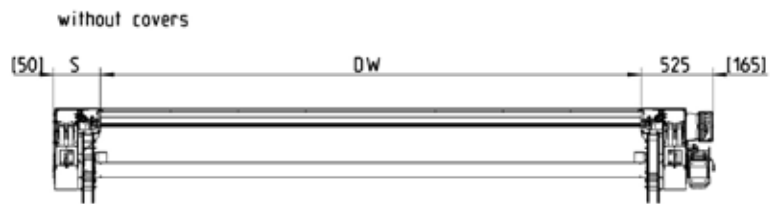
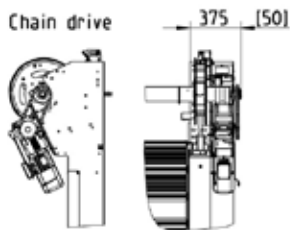

The Albany RR3000 ISO has a seamless construction with no hinges, brackets or rollers for continuous usage and smooth operations all day, every day. The door panel is designed to prevent the slats from touching one another as the door rolls up and down. This makes the Albany RR3000 ISO incredibly quiet, durable and less sensitive to wear and tear.

These smart design elements also make the Albany RR3000 ISO simple to maintain. In high traffic areas, doors face the risk of being impacted. If the Albany RR3000 ISO is hit, the damaged slat can be easily removed and replaced in minutes, while the door remains operational and business keeps flowing.

Albany RR3000 ISO Drawing



A - A

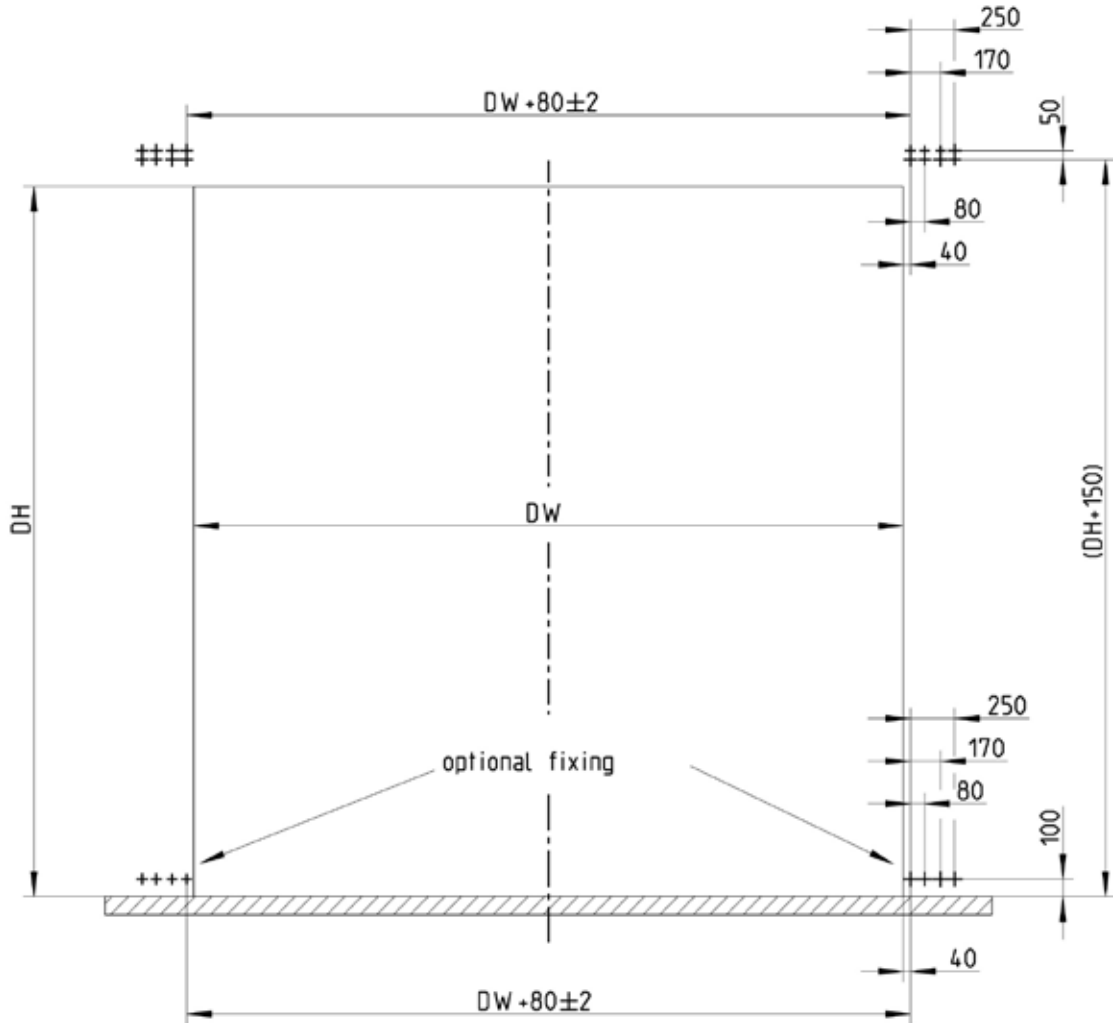


Door Type	E	D	Z	S	V	T
Type A	84	267	880	350	920	960
Type B	151	334	990	350	1030	1090
Type C				450		

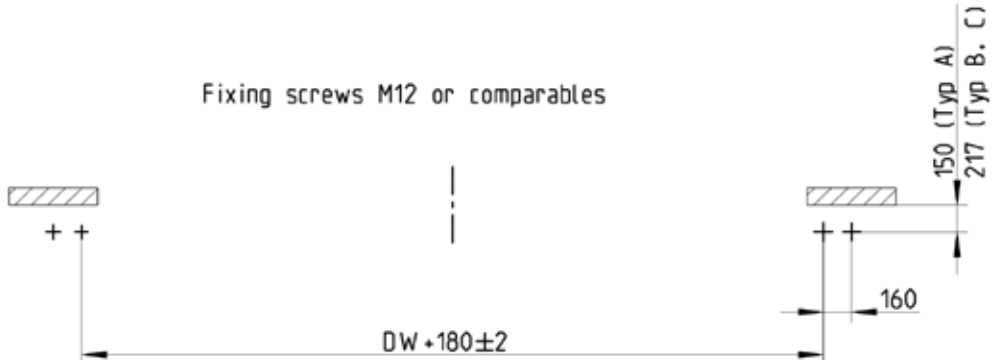
[] = Space needed for installation

9300R0011/0 2701
Stand: 2014-07-14

Albany RR3000 ISO Fixing Plan



Fixing screws M12 or comparables



Technical Information

Speeds

Opening Speed	Up to 2,1 m per second
Closing Speed	Up to 0,7 m per second

Door Dimensions

Max Width	7000 mm
Max Height	6000 mm
Min Width	600 mm
Min Height	2500 mm

Safety Features

Light Curtain	Standard
Egress Break Release	Optional

Wind Resistance

Wind Resistance	Class 2-3 (EN 12424)
	DW ≤ 5000mm: class 3;
	DW > 5000mm: class 2

Door Panel

Heat transfer	door blade / curtain without window: 0.9 W/m ² K
Coefficiency	Complete door (4 x 4m): 1.5 W/m ² K
Temperature range	-20°C to +40°C (mounting side)

Door Components

Curtain Slats	insulated sandwiched slats (50 mm) with thermally separated metal sheet trays RAL 9006
Window Slats	Optional, framed with anodized aluminum
Side Frames	Standard galvanized steel side frames, RAL powder coated optional
Top and Drive Cover	Aluminum RAL powder coated optional

Control and Drive System

MCC VectorControl™	Standard, Variable frequency drive with soft start / soft stop and absolute encoder
Motor Power	1,1 KW
Protection	IP 55
Mains Connection	3L(N)/PE 380/400/415/440/480V, 50/60 Hz ²



Smart Header Design

The design prevents door slats from touching one another as door opens and closes for fast, smooth and quiet operations.



Surface Structure

Increases stiffness and wind load.



Light Grid

Smart safety system is integrated into the side frames and eliminates contact with objects and people in doorway.

We offer various options and actuation devices



Why choose a high speed door

- A high speed door can improve the efficiency and performance of any building.
- Increases the overall U-value of a building when installed at busy entrances that require a high number of open and close cycles per day.
- Doors only open and close for each individual unit of traffic through the opening – doors are not left open during processes such as loading and unloading.
- Improves interior conditions for a positive work environment.
- Ensures the safe and effortless flow of vehicles, goods and people.

Albany RR300 ISO: The next generation of rigid high speed doors

Efficient, sophisticated and safe, the new Albany RR3000 ISO from ASSA ABLOY Entrance Systems incorporates the thermal insulation of a traditional sectional door with the advanced performance of a high speed door. Its impressive styling adds elegance, and its resilient design ensures a long life of superior operations. With decades of expertise, we design our doors to be the perfect fit for your facility, taking pride to ensure high quality, superior safety and optimal performance.

ASSA ABLOY Entrance Systems is a leading supplier of entrance automation solutions for efficient flow of goods and people. With our globally recognized product brands Besam, Crawford, TKO, Albany and Megadoor, we offer products and services dedicated to satisfying end-user needs for safe, secure, convenient and sustainable operations.
ASSA ABLOY Entrance Systems is a division within ASSA ABLOY.

ASSA ABLOY

assaabloyentrance.de



© ASSA ABLOY Entrance Systems AB/PLRR3000ISO/DEU:EN-1.0/1408 Technical data subject to change without notice.



ASSA ABLOY Entrance Systems

030 | 23 18 80
info.de.aes@assaabloy.com
assaabloyentrance.de

Follow us:



Please enter ASSA ABLOY Entrance
in the channel's search field.